




BATMAN



GOTHAM CITY


4D PUZZLE



BATMAN and all related characters and elements © & ™ DC Comics. (s16)


www.4DCityscape.com
Patented : US 8,074,988 B2





BATMAN

GOTHAM CITY



INTRODUCTION

WITH ITS DETAILED HISTORY, DISTINCTIVE ARCHITECTURE, AND LANDMARK STRUCTURES, *GOTHAM CITY* IS ALMOST AS ICONIC AND INTEGRAL A CHARACTER TO *BATMAN* AS THE *CAPED CRUSADER* HIMSELF. THE CITY'S SIGNATURE STYLE OF ARCHITECTURE DATES BACK TO BEFORE THE AMERICAN CIVIL WAR, WHEN BRUCE WAYNE'S ANCESTORS COMMISSIONED ARCHITECT CYRUS PINKNEY TO DESIGN AND CONSTRUCT THE FIRST GOTHIC BUILDINGS OF THE CITY'S FINANCIAL DISTRICT.

THE STYLE CONTINUED AS THE ISLAND CITY WAS BUILT OUT AND CONNECTED TO THE SURROUNDING MAINLAND VIA MASSIVE BRIDGES FINANCED BY AND NAMED AFTER THE WEALTHIEST FAMILIES OF *GOTHAM CITY*. GOTHIC SPIRES, DARK BACK ALLEYS, AND

FOREBODING STONE GARGOYLES CONTRIBUTE TO THE DARK, GRITTY ATMOSPHERE FOR WHICH *GOTHAM CITY* IS KNOWN, AND CREATE A LABYRINTH OF OPPORTUNITIES FOR THE MANY VILLAINS, MOBSTERS, AND CRIMINALS WHO LURK THE CITY STREETS. DESPITE ITS HEAVY CRIME AND CORRUPTION, *GOTHAM CITY* IS ALSO MARKED BY AN AIR OF SOPHISTICATION AND WEALTH, AS REFLECTED BY ITS GRANDIOSE SKYSCRAPERS, PUBLIC PARKS, AND WEALTHIER DISTRICTS.

EACH OF THE NEIGHBORHOODS IN *GOTHAM CITY* HAS A UNIQUE FEEL AND TONE OF ITS OWN, RANGING FROM THE UNDERDEVELOPED AND SEEDY CRIME ALLEY IN THE CITY'S EAST END REGION, TO THE MORE REFINED RESIDENCES OF THE DIAMOND DISTRICT.

ALTHOUGH *GOTHAM CITY* HAS BEEN COMPARED TO VARIOUS REAL-LIFE CITIES - MOST NOTABLY NEW YORK CITY AND CHICAGO - IN LAYOUT AND ATMOSPHERE, THE DISTINCTIVE STYLE AND STORIES BEHIND EACH OF ITS STRUCTURES, ALLEYS, PARKS, AND INSTITUTIONS MAKE *GOTHAM CITY* AN UNPARALLELED WORLD OF ITS OWN.

AS YOU CONSTRUCT THIS URBAN CITYSCAPE, YOU WILL VISIT THE CHEMICAL PLANT RESPONSIBLE FOR THE JOKER'S FRIGHTFUL APPEARANCE, BATTLE THE ARCHITECT AT BEACON TOWER, APPREHEND CRAZED VILLAINS AT *ARKHAM ASYLUM*, AND COME TO KNOW THE HIDDEN NOOKS AND PASSAGEWAYS THAT MAKE UP THE INTRICATE CITY THAT *BATMAN* CALLS HOME.

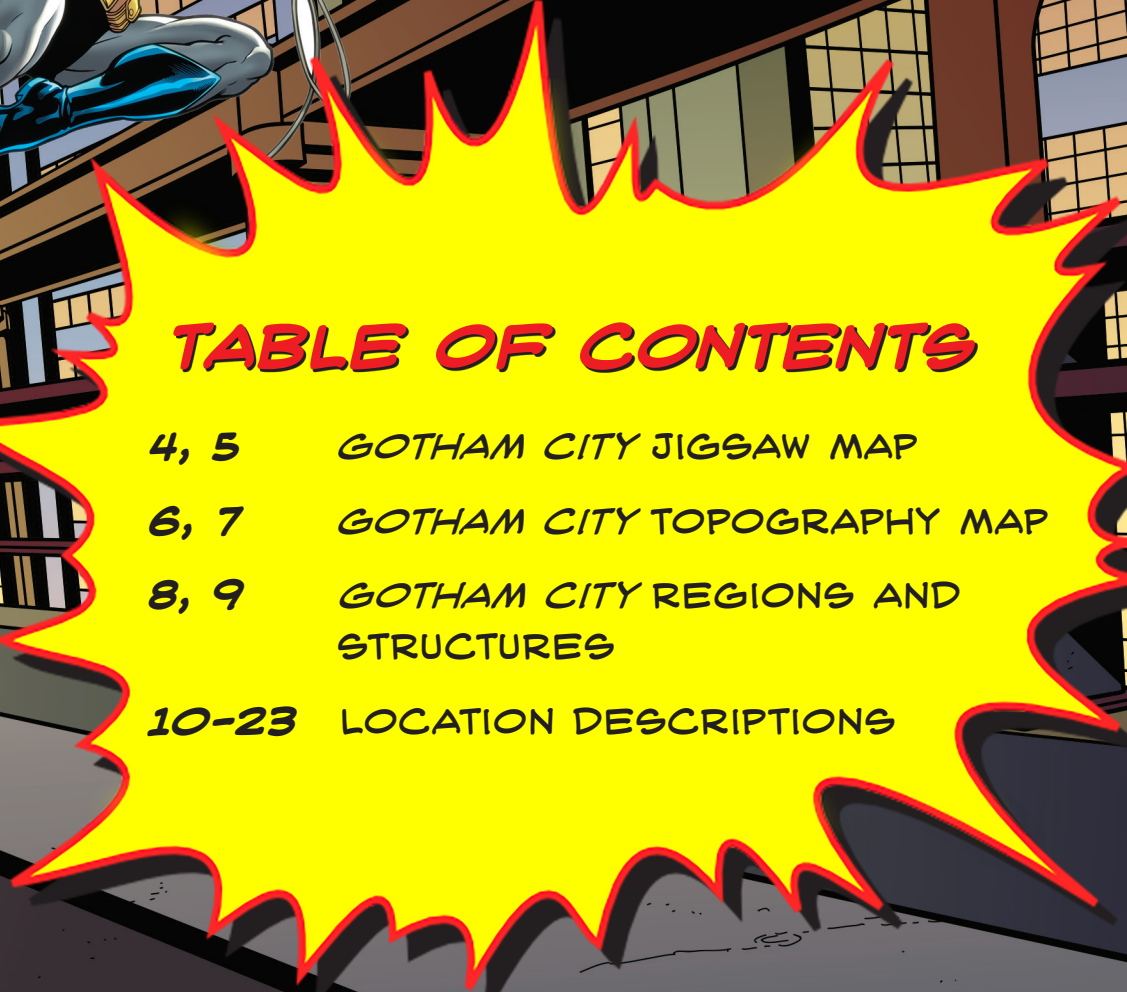
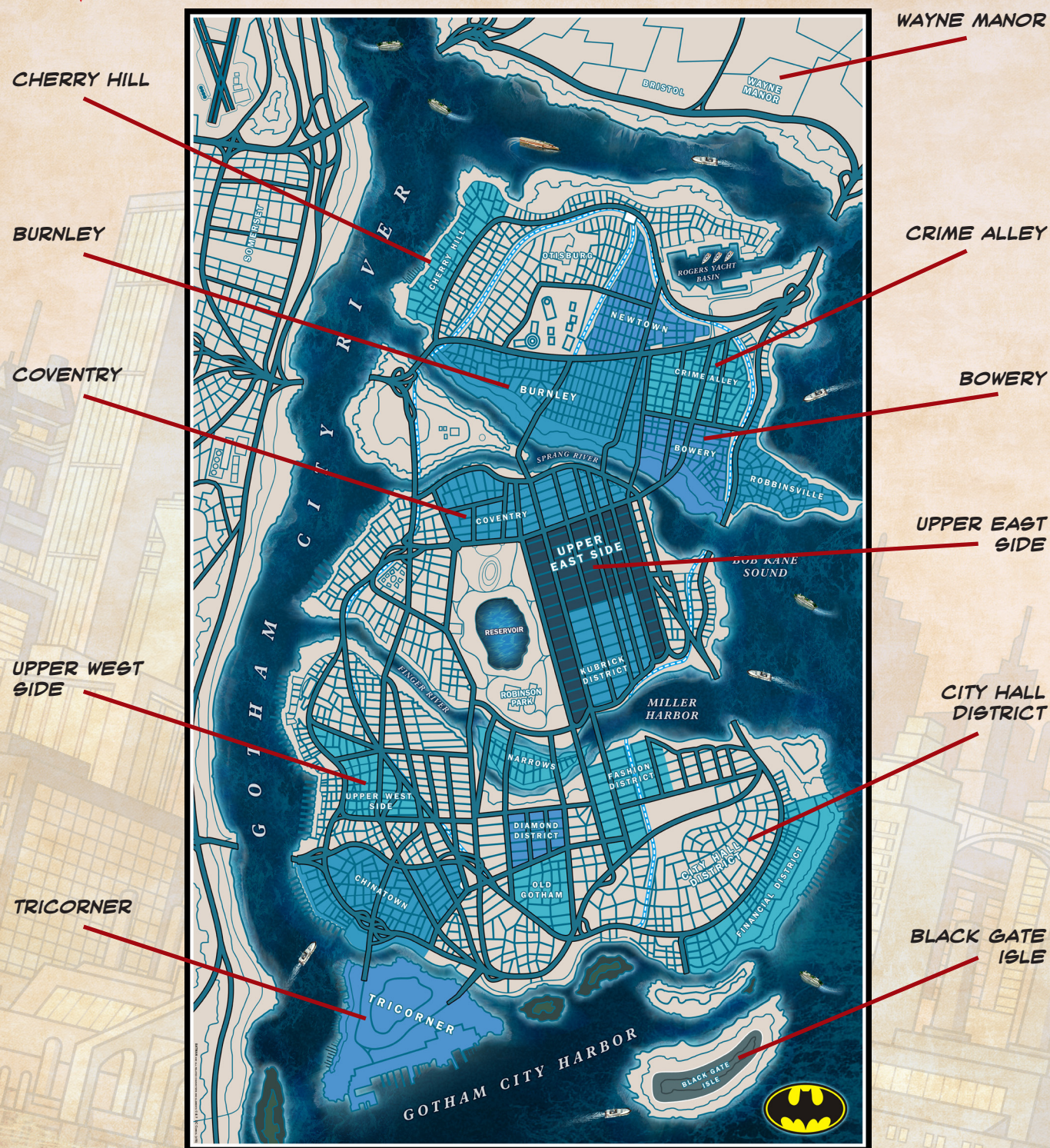


TABLE OF CONTENTS

- 4, 5 *GOTHAM CITY* JIGSAW MAP
- 6, 7 *GOTHAM CITY* TOPOGRAPHY MAP
- 8, 9 *GOTHAM CITY* REGIONS AND STRUCTURES
- 10-23 LOCATION DESCRIPTIONS


LAYER 1 - JIGSAW MAP OF GOTHAM CITY


REFER TO THE MINI MAP AS A GUIDE TO ASSEMBLE PUZZLE.

AMIDST THE DARK AND CROOKED STREETS OF *GOTHAM CITY*, VILLAINS PLOT THEIR EVIL SCHEMES, HEROES FIGHT FOR JUSTICE, AND CORRUPTION LURKS AT EVERY TURN. IN THIS EXPANSIVE CITY, KNOWN FOR ITS ICONIC GOTHIC ARCHITECTURE AND GRIM ATMOSPHERE, YOU NEVER KNOW WHAT MYSTERIES AND HIDDEN AGENDAS YOU WILL UNCOVER WITHIN EACH OF ITS HISTORIC BUILDINGS AND LANDMARKS. YOUR CHALLENGE IS TO NAVIGATE THIS COMPLEX CITY, RECREATING KEY STRUCTURES ALONG THE WAY.

USE GENERIC GLUE TO HOLD PUZZLE TOGETHER.

1,120 PIECES

CAREFULLY CUT, 1,120 PIECES CHALLENGE YOU TO RECREATE *GOTHAM CITY*.

DETAILS

ILLUSTRATED WITH ATTENTION TO DETAIL, THIS LAYER BRINGS OUT THE BEAUTY OF *GOTHAM CITY*.

LOCATIONS

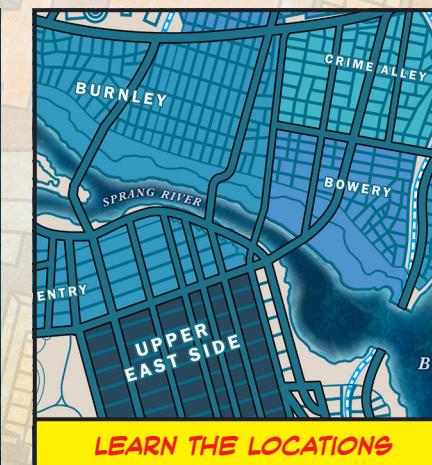
SEE INDIVIDUAL REGIONS AS CARTOGRAPHERS OF *GOTHAM CITY*, EACH WITH UNIQUE CHARACTERISTICS.



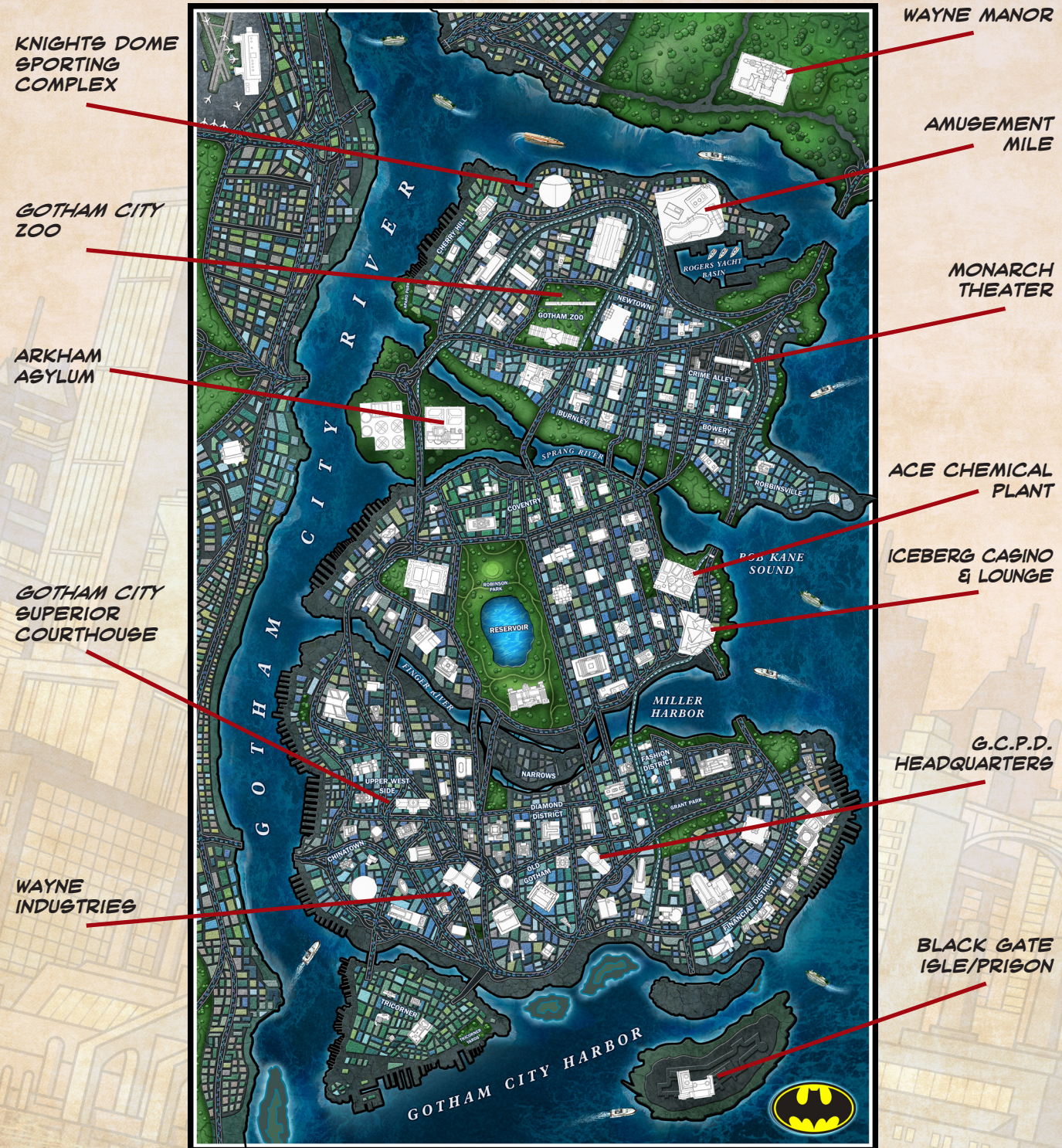
JIGSAW MAP OF *GOTHAM CITY*



GEOGRAPHY OF *GOTHAM CITY*



LEARN THE LOCATIONS



LAYER 2 - GOTHAM CITY TOPOGRAPHY



REFER TO THE MINI MAP AS A GUIDE TO ASSEMBLE PUZZLE.

WHEN YOUR FIRST LAYER OF GOTHAM CITY GEOGRAPHY IS COMPLETE, YOU WILL BE READY TO CREATE ITS TOPOGRAPHY: FEATURES THAT HAVE DEFINED GOTHAM CITY REGIONS AND SEPARATED IT FROM OTHER AREAS OF THE KNOWN WORLD. THESE FEATURES REVEAL THE REAL NATURE OF THE METROPOLIS WITH BEAUTIFUL DETAIL, CLIMBING SKYWARD FROM YOUR MAP INTO FULL VIEW. HERE, GOTHAM CITY RISES TO ITS TRUE SHAPE.

USE DOUBLE SIDED TAPE TO HOLD PUZZLE TOGETHER.

300+ PIECES

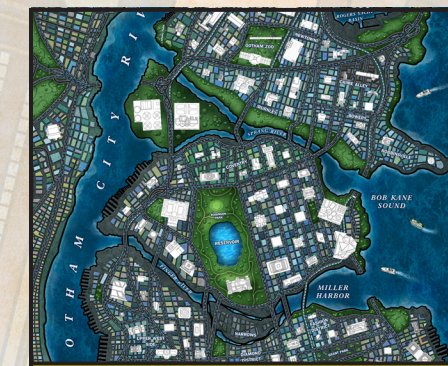
300+ PIECES ADD TO THE CHALLENGE OF THIS PUZZLE. THIS SIZABLE NUMBER OF PIECES ENSURES THAT EVERY DETAIL OF GOTHAM CITY IS RENDERED IN FULL.

PHYSICAL PANORAMA

WHEN ITS TOPOGRAPHY BECOMES TANGIBLE IN THIS LAYER, GOTHAM CITY TRANSFORMS INTO REALITY. THESE PIECES ADD A PHYSICAL ELEMENT TO YOUR MAP THAT MORE FULLY REPRESENTS BATMAN'S WORLD.

DETAILED TERRAIN

INTRICATE CITY DETAILS ILLUSTRATE THE COMPLEX CHARACTERISTICS OF THE MANSIONS, SKYSCRAPERS, INSTITUTIONS, AND ALLEYWAYS. THESE TOPOGRAPHY PIECES REPRESENT THE CONTOURS OF GOTHAM CITY.



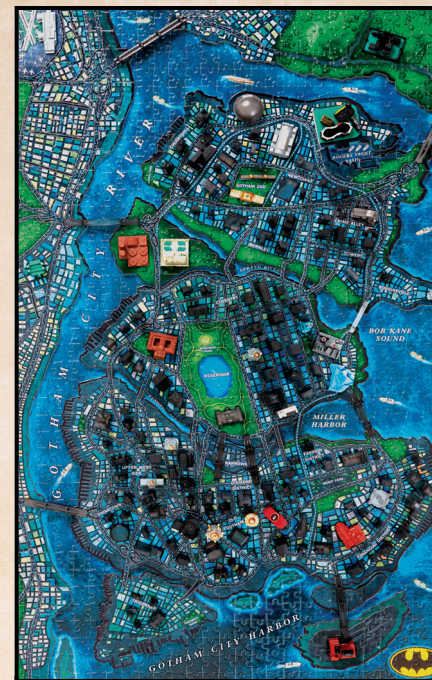
DETAILED JIGSAW MAP



TOPOGRAPHY LANDSCAPE



TERRAIN FORMATIONS

LAYER 3 - GOTHAM CITY STRUCTURES

REFER TO THE MINI MAP AS A GUIDE TO ASSEMBLE PUZZLE.

PREPARE TO SET THE SCENE FOR *GOTHAM CITY* TO TRULY COME ALIVE. IN THIS THIRD LAYER, 3D STRUCTURES WILL MANIFEST ACROSS THE CITYSCAPE. FROM THE CLOCK TOWER IN THE OLD *GOTHAM CITY* DISTRICT TO THE COLOSSAL ROBERT KANE MEMORIAL BRIDGE, STRUCTURES OF CRUCIAL IMPORTANCE TO THE CITY'S PAST AND PRESENT HOLD INTRIGUING STORIES WAITING TO BE UNCOVERED. EACH STRUCTURE IS RICH WITH THE HISTORY OF THE WORLD OF *GOTHAM CITY*.


 FIND THE LOCATION OF THE 3D BUILDING ON LAYER 2 MAP; THEN REMOVE THE FOAM AND INSERT CORRESPONDING STRUCTURE INTO OPENING.

LOCATIONS


- | | |
|--------------------------------------|------------------------------|
| Archite Goodwin | GC University (UV) |
| Int. Airport (AR) | R.H. Kane Building (RH) |
| Mooney Bridge (MB) | ACE Chemical Plant (CP) |
| Wayne Manor (WM) | Mercy Hospital (MH) |
| R.K. Memorial Bridge (RB) | Iceberg Casino & Lounge (IC) |
| Knights Dome | Beacon Tower (BT) |
| Sporting Complex (KC) | GC Superior Courthouse (SC) |
| GC Train Station (TS) | Gotham City Hall (CH) |
| Amusement Mile (AM) | Vincefinkel Bridge (VB) |
| Giordano Botanical Gardens (BG) | Wayne Industries (WI) |
| GC Zoo (ZO) | Wayne Tower (WT) |
| Monarch Theater (MT) | Clock Tower (CT) |
| GC Light & Power (LP) | G.C.P.D Headquarters (GH) |
| D'Angelo Sewage Treatment Plant (TP) | Cathedral Square (CS) |
| Arkham Asylum (AA) | Black Gate Isle/Prison (BP) |
| 22nd Street Bridge (SB) | One GC Center (GC) |
| Cape Carmine (CC) | |

FROM STORY TO LIFE

THESE 3D PIECES FEATURE THE MOST NOTABLE STRUCTURES IN *GOTHAM CITY*, IN ALL THEIR GRANDEUR.


TOPOGRAPHY LANDSCAPE
DETAILED REPLICAS

CRAFTED AS DESCRIBED IN THE SERIES, THESE PIECES ARE PERFECT MINIATURE REPLICAS OF THE GREAT BUILDINGS OF *GOTHAM CITY*.



TERRAIN FORMATIONS

GOTHAM CITY LOCATIONS

BT-AR

ARCHIE GOODWIN INTERNATIONAL AIRPORT

LOCATED IN LITTLE STOCKTON JUST WEST OF THE *GOTHAM CITY RIVER*, THE ARCHIE GOODWIN INTERNATIONAL AIRPORT CONNECTS *GOTHAM CITY* TO DESTINATIONS ALL AROUND THE WORLD.



BT-GH

G.C.P.D HEADQUARTERS


THE *GOTHAM CITY* POLICE DEPARTMENT HEADQUARTERS, LOCATED ON THE CITY'S LOWER EAST SIDE, PLAYS A CENTRAL ROLE IN FIGHTING CRIME AND MAINTAINING JUSTICE THROUGHOUT THE CITY. COMMISSIONER GORDON CAN SUMMON BATMAN TO THE SCENE USING THE HEADQUARTERS' BAT-SIGNAL CITYWIDE SPOTLIGHT. FREQUENTLY THE TARGET OF ATTACKS AND CATASTROPHES, THE BUILDING HAS BEEN DEMOLISHED AND REBUILT THROUGHOUT ITS HISTORY.



BT-WM

WAYNE MANOR

WAYNE MANOR IS THE OPULENT MANSION BELONGING TO BRUCE WAYNE, ALSO KNOWN - COVERTLY - AS BATMAN. THE MANOR IS LOCATED ON THE OUTSKIRTS OF THE CITY AND INCLUDES A COLOSSAL UNDERGROUND CAVE SYSTEM, WHICH BRUCE USES AS HIS SECRET BASE OF OPERATIONS. ACCESS TO THE BATCAVE IS THROUGH BRUCE'S STUDY, VIA A SECRET DOOR THAT IS HIDDEN BEHIND A DEFUNCT GRANDFATHER CLOCK.



BT-RB

ROBERT KANE MEMORIAL BRIDGE

THE MASSIVE ROBERT KANE MEMORIAL BRIDGE CONNECTS *GOTHAM CITY*'S SCANDALOUS KANE COUNTY TO THE MAINLAND IN THE NORTH. THE BRIDGE, PARTIALLY FUNDED BY *GOTHAM CITY* ENTREPRENEUR CAMERON KANE, WAS NAMED AFTER KANE'S SON, WHO WAS MURDERED DURING ITS CONSTRUCTION.



BT-BP

BLACKGATE ISLE/ PENITENTIARY

THE BLACKGATE PENITENTIARY, FOUND ON A SECLUDED ISLAND IN *GOTHAM CITY* HARBOR, IS THE CITY'S MAIN CORRECTIONAL FACILITY USED TO INCARCERATE *GOTHAM CITY* CRIMINALS AND MAFIA MEN. IN ONE STORYLINE, A TIDAL WAVE RESULTS IN A MASSIVE PRISON BREAKOUT ON THE ISLE, RELEASING TEAMS OF VILLAINS INTO THE STREETS OF *GOTHAM CITY*.



BT-AM

AMUSEMENT MILE

AMUSEMENT MILE IS AN OLD, RAMSHACKLE THEME PARK LOCATED IN THE NORTHERN REGION OF *GOTHAM CITY*. THE JOKER'S FUN HOUSE IS AN ATTRACTION FOUND AT THE CENTER OF THE PARK WHERE THE VILLAIN SCHEMES HIS EVIL PLANS.



GOTHAM CITY LOCATIONS

BT-BG
GIORDANO BOTANICAL GARDENS

LOCATED IN THE HEART OF THE OTISBURG DISTRICT, THE GIORDANO BOTANICAL GARDENS BOAST SPRAWLING ACRES OF LAND ENCLOSED BY A MASSIVE GLASS GREENHOUSE. CITIZENS WHO ADMIRE BOTANY AND THE ENVIRONMENT CAN ENJOY A DAY ABSORBING THE BEAUTY THAT THESE GARDENS OFFER.


BT-ZO
GOTHAM CITY ZOO

A POPULAR ATTRACTION AMONG THE INHABITANTS OF THE CITY, THE *GOTHAM CITY ZOO* IS OPEN FOR ANYONE TO VISIT. KNOWN FOR ITS PRESTIGIOUS RESEARCH FACILITY, THE COMPOUND HOUSES A BAT EXHIBIT, ALASKAN TIMBER WOLVES, NUMEROUS SPECIES OF WILDCAT, AND AN IMPRESSIVE AVIARY FOR LOCALS TO VISIT.


BT-CT
CLOCK TOWER

THE ICONIC *GOTHAM CITY* CLOCK TOWER, ONE OF THE FEW STRUCTURES THAT WITHSTOOD THE EARTHQUAKE THAT LEVELED MOST OF THE CITY, RESIDES IN THE OLD *GOTHAM CITY* DISTRICT. THE TOWER SERVES AS THE SECRET OPERATING BASE FOR ORACLE, THE COMPUTER SAVVY HEROINE WHO ASSISTS OTHER SUPERHEROES WITH HER MASTER HACKING SKILLS.


BT-LP
GOTHAM CITY LIGHT & POWER BUILDING


LOCATED ON THE MAINLAND OF *GOTHAM CITY* COUNTY, JUST SOUTH OF THE TRIGATE BRIDGE, THE *GOTHAM CITY* LIGHT & POWER BUILDING HELPS KEEP THE CITY POWERED AND RUNNING SMOOTHLY. DURING THE ZERO YEAR, *THE RIDDLER* CHALLENGED *GOTHAM CITY* BY CUTTING THE POWER AT THIS PLANT, CREATING A CITY-WIDE BLACKOUT.


BT-TP
D'ANGELO SEWAGE TREATMENT PLANT

LOCATED ON *ARKHAM ASYLUM ISLAND* ALONG THE BANK OF THE *GOTHAM CITY* RIVER, THE D'ANGELO SEWAGE TREATMENT PLANT IS THE LARGEST DISPOSAL PLANT IN THE REGION. THIS PLANT WAS THE SITE OF *SCARECROW*'S ATTEMPT TO POISON THE CITY'S WATER SUPPLY WITH HIS FEAR TOXIN.


BT-AA
ARKHAM ASYLUM

LOCATED JUST OUTSIDE OF *GOTHAM CITY*, THE *ARKHAM ASYLUM* IS A PSYCHIATRIC HOSPITAL, WHERE MANY OF *BATMAN*'S NOTORIOUS NEMESSES - INCLUDING *THE JOKER*, *THE PENGUIN*, AND *MR. FREEZE* - WERE HELD.



GOTHAM CITY LOCATIONS

BT-SB

22ND STREET BRIDGE

MANY YEARS AGO, THEODORE COBBLEPOT, ONE OF THE WEALTHIEST MEN IN GOTHAM CITY, FINANCED THE CONSTRUCTION OF THE 22ND STREET BRIDGE IN AN EFFORT TO EXPAND AND BEAUTIFY THE CITY. THE BRIDGE, ALONG WITH THE MADISON AND NEW TRIGATE BRIDGES, WAS BLOWN UP BY A VILLAINOUS SCHEME IN *GATES OF GOTHAM*.



BT-CS

CATHEDRAL SQUARE

FROM ITS LOCATION IN CATHEDRAL SQUARE, GOTHAM CITY'S PRIMARY CATHEDRAL TOWERS OVER THE SURROUNDING CITYSCAPE. THE GOTHAM CITY CATHEDRAL, WITH ITS ICONIC STONE GARGOYLES AND TOLLING BELLS, IS THE BASE FROM WHICH THE VILLAINOUS MISTER WHISPER ATTEMPTS TO UNLEASH A PLAGUE ON GOTHAM CITY.



BT-UV

GOTHAM CITY UNIVERSITY

ESTABLISHED IN 1898, GOTHAM CITY UNIVERSITY IS ONE OF THE OLDEST AND MOST EMINENT RESEARCH INSTITUTIONS IN GOTHAM CITY. IT WAS ONCE A TARGET OF A MALICIOUS ATTACK BY FORMER PROFESSOR VILMER, WHO SOUGHT VENGEANCE AFTER BEING EXPELLED FOR CONDUCTING UNETHICAL EXPERIMENTS.



BT-RH

R.H. KANE BUILDING

THE UNIQUE MULTI-STORY R.H. KANE BUILDING IS AN APARTMENT COMPLEX OWNED BY THE KANE FAMILY AND THE RESIDENCE OF KATHERINE KANE, OTHERWISE KNOWN AS *BATWOMAN*. ON THE UPPER FLOORS, KANE USES MILITARY COMPUTERS AND EQUIPMENT TO ASSIST HER WITH HER MISSIONS.



BT-CP

ACE CHEMICAL PLANT


THE ACE CHEMICAL PLANT IS THE RUNDOWN PROCESSING PLANT WHERE THE RED HOOD THIEF DESTINED TO BECOME *THE JOKER* FELL INTO A VAT OF CHEMICALS, CREATING HIS TRADEMARK APPEARANCE OF GREEN HAIR, CHALK-WHITE SKIN, AND RED LIPS. DRIVEN INSANE BY HIS TRANSFIGURED VISAGE, HE RECREATED HIMSELF AS *THE JOKER* AND BECAME BATMAN'S GREATEST FOE.



BT-MH

GOTHAM CITY MERCY HOSPITAL

GOTHAM CITY MERCY GENERAL HOSPITAL IS THE CITY'S MAIN PUBLIC HOSPITAL, LOCATED IN THE CENTRAL DISTRICT OF BURNLEY. ONCE ABANDONED, THE HOSPITAL SERVES AS A HIDEOUT FOR *THE DOLLMAKER*, WHO HOLDS COMMISSIONER GORDON HOSTAGE WITHIN ITS WALLS.




GOTHAM CITY LOCATIONS

BT-IC

ICEBERG CASINO & LOUNGE

ICEBERG CASINO & LOUNGE IS A TRENDY NIGHTCLUB THAT IS OWNED AND MANAGED BY OSWALD CHESTERFIELD COBBLEPOT (THE PENGUIN). THE PENGUIN USES THIS LUSH JOINT AS A FRONT BEHIND WHICH HE SECRETLY MANIPULATES GOTHAM CITY'S UNDERWORLD ILLEGAL ACTIVITIES.



BT-BT

BEACON TOWER


CONSTRUCTED AS THE CENTERPIECE OF THE WAYNE ENTERPRISES GOTHAM CITY RENEWAL PROJECT TO REDEFINE THE CITY'S SKYLINE, THE BEACON TOWER IS THE NEW TALLEST STRUCTURE IN GOTHAM CITY. THIS PROMINENCE MAKES THE TOWER A TARGET TO EVIL-DOERS, AND ULTIMATELY PUTS THE BUILDING AT THE CENTER OF THE ARCHITECT'S PLOT TO DESTROY THE CITY AND ITS FOUNDING FAMILIES.



BT-SC

GOTHAM CITY SUPERIOR COURTHOUSE

THE GOTHAM CITY COURTHOUSE IS LOCATED IN THE EAST END'S CRIME-LADEN PARK ROW, COLLOQUIALLY KNOWN AS CRIME ALLEY. IT WAS ONCE A FUNCTIONING COURT HOUSE, BUT EVENTUALLY BECAME RUNDOWN AND INCORPORATED INTO EVIL SCHEMES BY BOTH TWO-FACE AND THE RIDDLER.



BT-CH

CITY HALL


THE CITY HALL IS THE SITE FROM WHICH CITY OFFICIALS DELIBERATE AND EXECUTE PLANS FOR GOTHAM CITY. ONE PARTICULARLY SIGNIFICANT DECISION MADE BY THE CITY HALL COUNCIL -- REACHED UNDER THE MANIPULATION OF HUGO STRANGE -- WAS THE APPROVAL OF PROTOCOL 10, INTENDED TO KILL ALL OF THE INMATES OF ARKHAM CITY.



BT-VB

VINCEFINKEL BRIDGE

STRETCHING OVER THE GOTHAM CITY RIVER IN SOUTHWESTERN GOTHAM CITY, THE VINCEFINKEL BRIDGE CONNECTS THE CITY'S CHINATOWN TO MAINLAND GOTHAM CITY COUNTY. THE STRUCTURE WAS ORIGINALLY KNOWN AS BROWN BRIDGE, PRIOR TO THE EARTHQUAKE THAT DEMOLISHED ALL BRIDGES AND CUT THE ISLAND CITY OFF FROM THE REST OF THE WORLD.



BT-WI

WAYNE INDUSTRIES

WAYNE INDUSTRIES IS THE RESEARCH AND DEVELOPMENT BRANCH OF WAYNE ENTERPRISES, INC., ONE OF GOTHAM CITY'S OLDEST AND MOST PROMINENT CONGLOMERATES. THE COMPANY, WHICH IS HEADQUARTERED IN GOTHAM CITY'S EAST END, MANUFACTURES A WIDE RANGE OF INDUSTRIAL PRODUCTS FROM LARGE SCALE MACHINERY TO AUTOMOBILE ENGINES.



GOTHAM CITY LOCATIONS

BT-WT

WAYNE TOWER

PRIOR TO THE EARTHQUAKE, THE WAYNE TOWER WAS THE TALLEST STRUCTURE IN OLD GOTHAM CITY. THE TOWER, FUNDED BY ALAN WAYNE AND OTHER WEALTHY GOTHAM CITY RESIDENTS, FEATURED A DOZEN GARGOYLES THAT WATCHED OVER THE VARIOUS ENTRYWAYS TO THE CITY.



BT-MT

MONARCH THEATER


BEST KNOWN AS THE LAST PLACE WHERE THOMAS AND MARTHA WAYNE WERE SEEN ALIVE, THE MONARCH THEATER IS A GLOOMY, ARCHAIC MOVIE HOUSE THAT IS FOUND CLOSE TO PARK ROW IN GOTHAM CITY.



BT-MB

MOONEY BRIDGE

MOONEY BRIDGE CONNECTS THE ARCHIE GOODWIN INTERNATIONAL AIRPORT TO GOTHAM CITY COUNTY'S MAINLAND IN THE NORTH.



BT-CC

CAPE CARMINE

LOCATED AT THE TIP OF ROBBINSVILLE'S SOUTHERN PENINSULA, CAPE CARMINE AND ITS ACCOMPANYING LIGHTHOUSE HAVE REMAINED UNDER THE CONTROL OF ORGANIZED CRIME FAMILIES FOR YEARS.



BT-KC

KNIGHTSDOME SPORTING COMPLEX

THE KNIGHTSDOME SPORTING COMPLEX HOSTS MANY OF GOTHAM CITY'S MAJOR SPORTING EVENTS. THE ARENA IS LOCATED IN GOTHAM CITY'S OTISBURG DISTRICT AT THE NORTHERN END OF THE ISLAND.



BT-GC

ONE GOTHAM CITY CENTER

LOCATED AT THE SOUTHERN END OF THE ISLAND, ONE GOTHAM CITY CENTER IS A CENTRAL BUILDING IN GOTHAM CITY'S SKYLINE.



BT-TS

GOTHAM CITY TRAIN STATION

THE GOTHAM CITY TRAIN STATION STANDS OUT FOR ITS ART DECO ARCHITECTURE AND ELEVATED TRAIN TRACKS TRAVERSING ALL ACROSS GOTHAM CITY. IN A PRIME EXAMPLE OF THE CITY'S CORRUPTION, THIS STATION WAS A SITE OF SCANDAL WHEN COMMISSIONER GORDON WAS FRAMED FOR CAUSING A MAJOR TRAIN ACCIDENT HERE.

